



WEVER & DUCRÉ
LIGHTING

SOLID petit 2.0

133964B3

Project

Type

Notes

Quantity

Date

GENERAL

Ceiling

Surface

Jet Black

IP20

Interior

540 lm

RAL 9005^a

LED

2700 K

CRI 90

L80 B50 / 60000h

OPTICAL

Beam angle 34°

PHYSICAL

Diameter 82 mm

Height 130 mm

0.42 kg

Tilt max 25°

Rotation 355°

ELECTRICAL

phase-cut dim

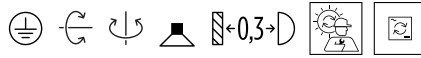
220 - 240 V

Total connected power 8.1 W

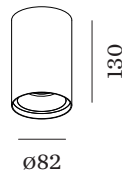
Class 1

Safety distance 0.3 m

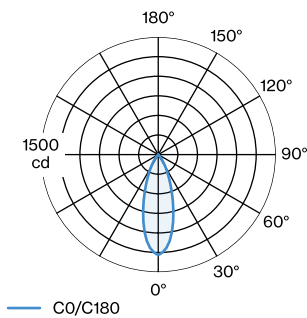
^a Color may deviate slightly due to production conditions.



Cylindrical ceiling surface mounted downlight made from die-cast aluminium; adjustable; surface Jet Black; powder coated; matt texture; RAL 9005; with COB (Chip on Board) technology for maximum efficiency; no appearance of multiple shadows; phase-cut dim; light colour 2700 K; CRI 90; 220 - 240 V; beam angle 34°; 355° rotatable and 25° tiltable; degree of protection IP20; PC1; power supply included; light source replaceable by an authorized professional; control gear replaceable by end-user;



LIGHT DISTRIBUTION



[133964B3suc] The technical data represent rated values for an ambient temperature of 25°C. The data values for the luminous flux are initially subject to a tolerance of +/- 10%, those for the electrical connected load are initially subject to a tolerance of +/- 10%, and those for the colour temperature are initially subject to a tolerance of +/- 150 K. No liability is assumed for typographical or printing errors. The general terms and conditions of Wever & Ducré BV apply.
© Wever & Ducré BV · Spinnerijstraat 99/21 · 8500 Kortrijk · Belgium · www.weverducre.com



WEVER & DUCRÉ
LIGHTING

SOLID petit 2.0

133964B3

CONE DIAGRAM

34°

h (m)	E0° (lx)	ø (m)
1	1280	0.61
2	320	1.23
3	140	1.84
4	80	2.46
5	50	3.07

Maintenance Factors

Operating Time [h]	10 000	20 000	30 000	40 000	50 000
LLMF	0.9	0.88	0.85	0.83	0.81
LSF	1	1	1	1	1

MF	LMF × RSMF × LLMF × LSF	RSMF ^a	Room Surface Maintenance Factor
MF	Maintenance Factor	LLMF	Lamp Lumens Maintenance Factor
LMF ^a	Luminaire Maintenance Factor	LSF	Lamp Survival Faktor

^a According to "CIE 97, Maintenance of indoor electric lighting systems", 2005, ISBN 3-900-734-34-8. The values must be determined by the planner.